

tenon
PARTITIONS



 washrooms

Clean functional washroom solutions



washrooms at a glance	TYPE		CORE MATERIAL		PANEL THICKNESS mm	PILASTERS		HARDWARE FINISH	APPLICATION		
	One Size Fits All	Made to Measure	Moisture Resistant Chipboard	Solid Grade Laminate		Material	Style		Dry Areas	Wet Areas	High Impact
SYSTEM											
Modular	✓		✓		25	Powder Coated Aluminium	Elliptical Profile	Solid Stainless Steel	✓		
Superfast - Fit	✓		✓		18	21mm Laminated Chipboard	Postformed	Chrome Finish Aluminium	✓		
Premier Plus		✓		✓	12	Solid Grade Laminate	Polished	Satin Anodised Aluminium	✓	✓	✓
Ultimate		✓	✓		21	18/26mm Laminated Chipboard	Postformed	Polished Finish / Satin Anodised Aluminium	✓		
Toodle Loos		✓	✓		18	18mm Melamine Faced Chipboard	PVC Lipping	Satin Anodised Aluminium	✓		

Tenon Washrooms provide a range of products that offer a solution to all washroom design briefs and budgets. Including cubicles, vanity units, light pelmets and panelling & duct systems.

Designed for speedy and easy installation they are supplied ready for immediate fitting, complete with all the necessary ironmongery, fittings and fixings.

The range is readily available throughout the UK from our distribution centres. If you have an enquiry, simply fax the details together with a sketch or layout drawing to a centre near you, details for which may be found on the Tenon web site on www.tenonpartitions.co.uk. They will do the rest.



Modular

Modular introduces a new generation of premium washroom products into the Tenon portfolio. There are three systems in the range, Modular 1, 2 and 3, fulfilling the challenging requirements of today's executive installations.

- Modular 1** Full height cubicles, with floor to ceiling panels
- Modular 2** Floor to standard height cubicles, with panels raised off the floor
- Modular 3** Standard height raised panel cubicles, with pedestal mounted pilasters

Carefully designed and engineered, Modular introduces radiused aluminium pilasters in graphite grey or grey mist finishes and offers panels in five wood textures and five laminate finishes as standard across the range. For increased individuality, panel finishes may be specified to complement corporate design. The permutations for individuality are extensive

Modular is further enhanced by the availability of full height wall and duct panelling, low level cistern housings, vanity units, light pelmets and vision screens.

*Quality is in the detail;
Modular is complemented
by contemporary designer
stainless steel hardware
throughout the range.*





Colours available to mix and match are:

- Misty Blue ref: 911
- Yellow ref: 913
- Sage Green ref: 910
- Soft apricot ref: 914

Superfast-Fit

Superfast-Fit introduces a quality, off the shelf washroom solution for today's fast track project requirements, by incorporating trim to fit, one size fits all adjustment. Superfast-Fit offers complementing laminated post formed pilasters and wall panels, together with an ingenious concealed fix heavy duty wall channel fixing system.

Doors, partition and duct wall panel system have a moisture resistant, melamine faced core and are available to mix and match in four, fresh, contemporary colours. The range is complemented by hardware which is available in a satin chrome finish or colour coated to match the design brief.

Superfast-Fit washrooms and cubicles are supplied in an easy to assemble kit form, along with all components and detailed fitting instructions to complete the installation. The vanity units and duct panel system are supplied with the frame and panels already fitted, negating the need for studwork.

For more information or advice on this system's performance please contact the Tenon Technical Department.



Premier Plus

Demanding environments require robust solutions. Premier Plus delivers hardwearing functionality including resistance to water, high humidity, temperature fluctuations and vandalism.

Factory manufactured to order, Premier Plus is a made to measure system designed to facilitate minimal on site installation time and long term ease up maintenance. The comprehensive range includes toilet, shower and changing cubicles together with vanity units, shelves, wall panelling, modesty screens and lockers to suit virtually any environment.

Engineered from 12mm solid grade laminate, Premier Plus surfaces and edges are impervious to cleaning chemicals, fungicides and bacteria ensuring hygienic maintenance.

To maintain total system performance and integrity, a range of robust heavy duty furniture and hardware has been developed, free of materials which may compromise the system performance.

Premier Plus is available in a comprehensive range of stock colours, with speedy lead times. Other colour finishes are available to match specific design briefs.





Ultimate

Ultimate delivers quality, style and design with extensive colour options, offering enhanced flexibility and inspiration for designers.

The range is designed, manufactured and supplied as a bespoke system, tailor-made to meet the precise requirements of each individual installation. Cubicle partitions and doors are manufactured from a moisture resistant core, with a high-pressure laminate bonded to the surface. Centre and wall pilasters offer the same core with post-forming on facing edges.

Suitable for use in areas of high humidity, Ultimate is enhanced by the availability of full height wall and duct panelling, vanity units and light pelmets.

The range is complemented by quality hardware in a satin anodised finish or colour coated to match the design brief.

Toodle-Loos

Toodle-Loos have been specifically designed with Children in mind, a range of three products Kaleidoscope, Tiny Tots & Bigger Kids.



Kaleidoscope

Designed with small children in mind, Kaleidoscope is available in bright colour options with rounded corners and edges. Panels come with large slim door handles, a lock fitted to the inside only and self-closing door hinges that are fitted to avoid trapped fingers. Although supplied in two standard sizes, Kaleidoscope may be manufactured to meet any design requirement

Tiny Tots

Produced specifically for youngsters, the Tiny Tots range of cubicles and vanity units is designed for areas of high use that require robust and durable materials. Manufactured with full height panels and mid height doors with smooth edges, the Tiny Tots range is available in single colours or mixed colour combinations. As with all items in the Toodle Loos range, safety has been a major consideration in the design of the product.

Bigger Kids









Made to measure incorporating standard cubicles, disabled toilets, rest areas or baby changing facilities, this range is supplied in a series of standard colours and may include various contrasting door finishes. All cubicles are supplied complete with satin anodise aluminium fittings, ready to install.

*Specially designed
toilets and
Washrooms for
Children of all ages!*






Washrooms is only one of the systems that forms the Tenon range. Other products in the range include:

- | | |
|--|--|
|  fire & sound |  wall store |
|  flexplus |  operable walls |
|  ovation |  vitrage |
|  scion |  accessories |

www.tenonpartitions.co.uk

For further information on Washrooms or any other products in the Tenon range, please contact:



A product of CPD Distribution plc
Hillsborough Works, Langsett Road, Sheffield S6 2LW
Tel: 0114 231 8030 Fax: 0114 231 8031